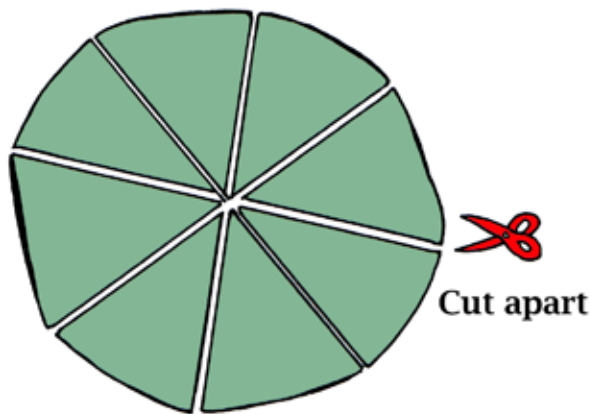
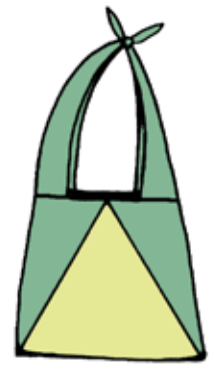
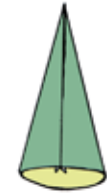




How to Make an Umbrella Bag



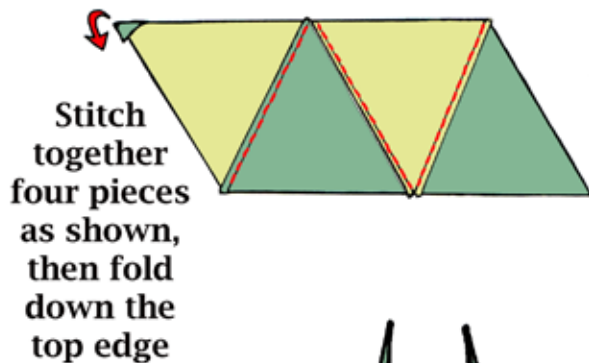
Make two straps:



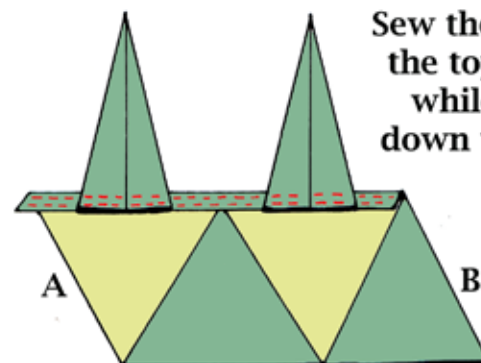
Fold pieces in half

Sew the long edge

Turn inside out



Stitch together four pieces as shown, then fold down the top edge



Sew the straps onto the top of the bag while stitching down the top edge

Connect points A and B to close the sides of the bag

Sew sides A and B together, then stitch across the bottom



Turn inside out and tie handles

